

GREEN TOWNSHIP BOARD OF EDUCATION

BUDGET PRESENTATION 2020-2021

Presented by

Dr. Lydia E. Furnari , Interim Superintendent
Dr. Vincent Occhino, Interim Business Administrator
Mr. Ernie Turner, Business Consultant

Board of Education

Mrs. Marie Bilik – President
Mrs. Ann Marie Cooke – Vice President
Mr. Michael Rose
Mr. Matthew Fox
Mr. Scott Guzzo

Mr. Noah Haiduc-Dale
Mrs. Denise Kelly-Jones
Ms. Kristin Post
Mr. Robert Strasser

Budget highlights

- ▣ Alignment of Budget to District Goals
 - Staffing – No significant changes
 - Program Improvements
- ▣ Construction of the 2020-2021 budget includes use of Banked Cap
- ▣ Tax Levy of \$9,847,673 which is an increase of \$288,220 or 3.02%

Budget Highlights

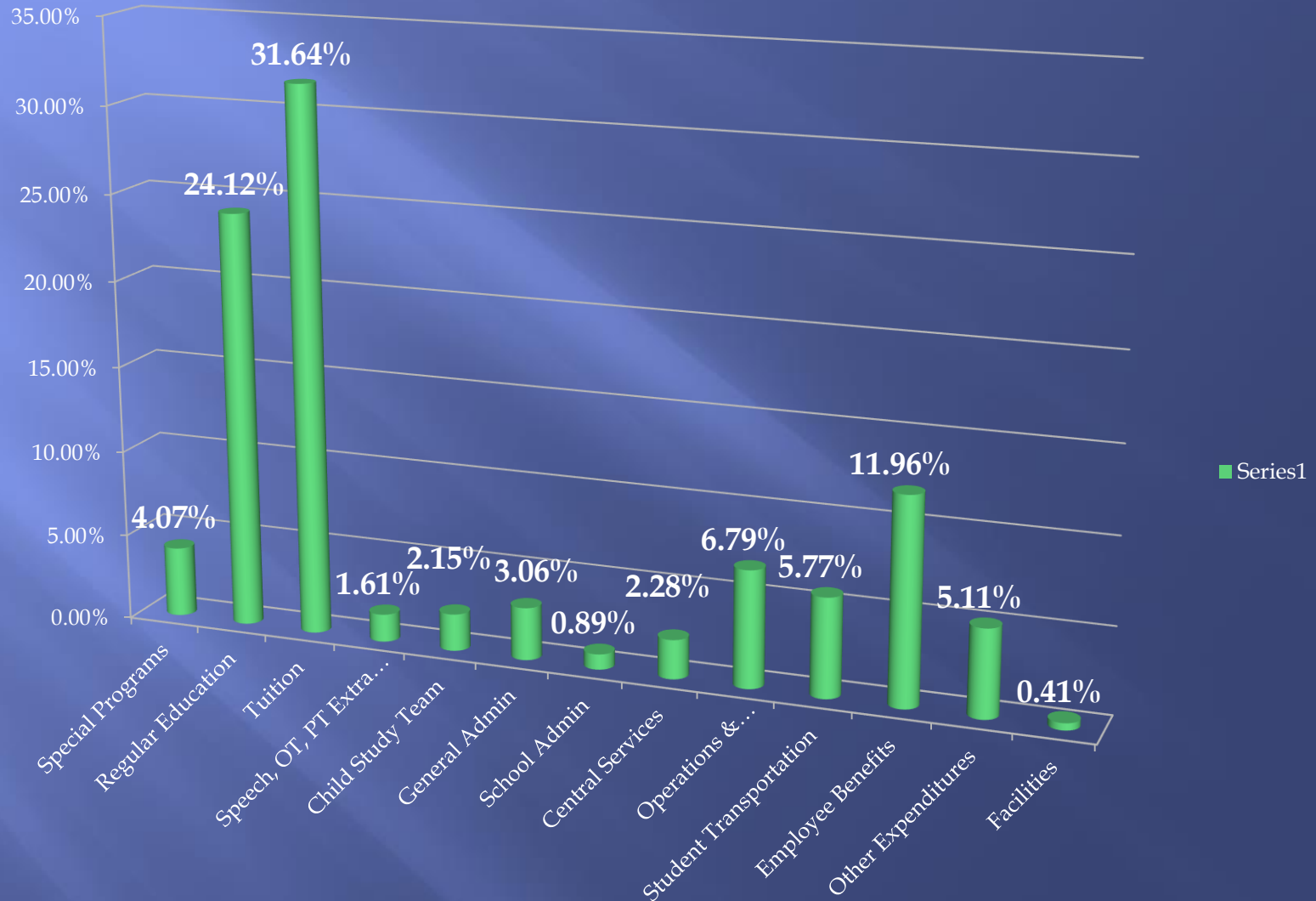
- ▣ Continued funding for State mandated programs
 - NJSLS alignment & curriculum revision
 - NJSLA readiness
- ▣ Sustainability and operational improvements
- ▣ Support services efficiencies
 - Addition of safety & security equipment

Budget Comparison

Proposed 2020-21 Current 2019-20

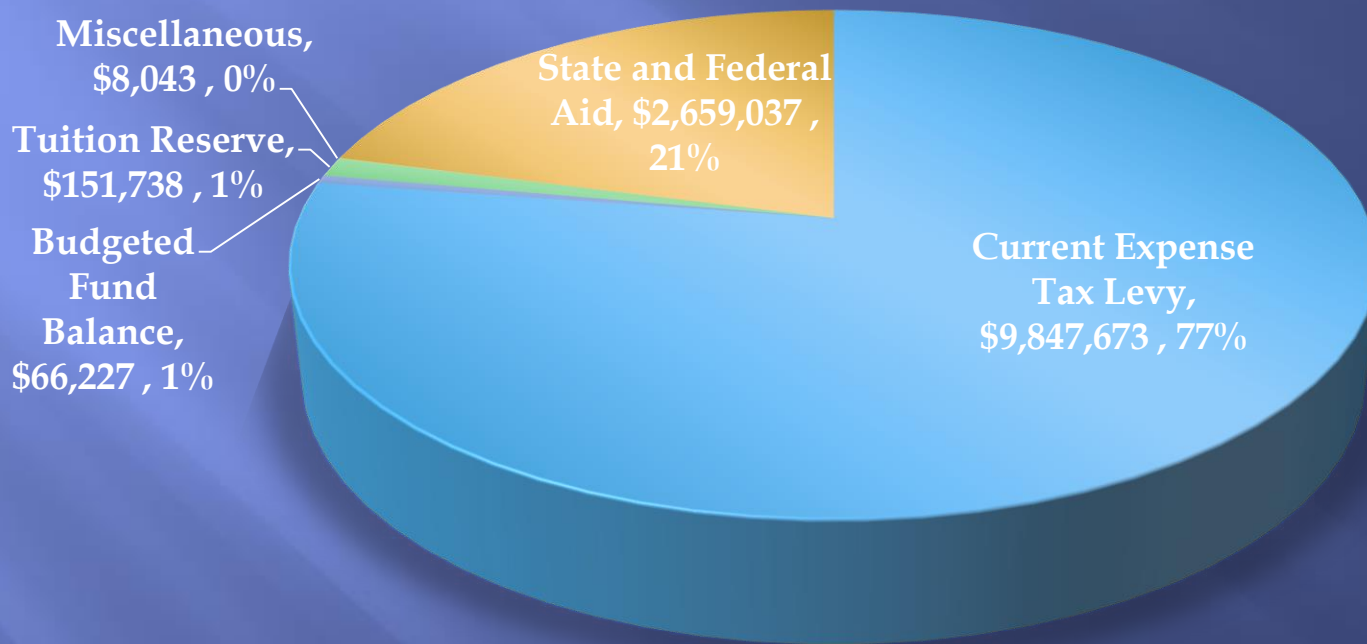
Current Expenditures	2020-2021	Current 2019-2020	\$ Change	% Change
Special Programs	\$517,938	\$511,194	\$6,744	1.32%
Regular Education	\$3,070,655	\$2,716,566	\$354,099	13.03%
Tuition	\$4,047,018	\$4,241,921	(\$194,903)	-4.59%
Speech, OT, PT, Extra Services	\$206,473	\$192,479	(\$104)	-.001%
Child Study Teams	\$274,354	\$304,923	(\$30,569)	-10.03%
General Administration	\$389,420	\$391,624	(\$2,204)	-0.56%
School Administration	\$113,681	\$117,030	(\$3,349)	-2.86%
Central Services	\$289,893	\$271,845	\$18,048	6.64%
Operation & Maintenance	\$865,101	\$886,254	(\$21,153)	-2.39%
Student Transportation	\$734,547	\$762,363	(\$27,816)	-3.65%
Employee Benefits	\$1,522,403	\$1,480,953	\$41,450	2.80%
Other Expenditures	\$649,376	\$907,894	(\$258,894)	-28.47%
Facilities	\$51,859	\$197,741	(\$145,882)	-73.77%
TOTAL OPERATING BUDGET	\$12,732,718	\$12,982,787	(\$250,069)	-1.93%

2020-2021 BUDGET %



REVENUES

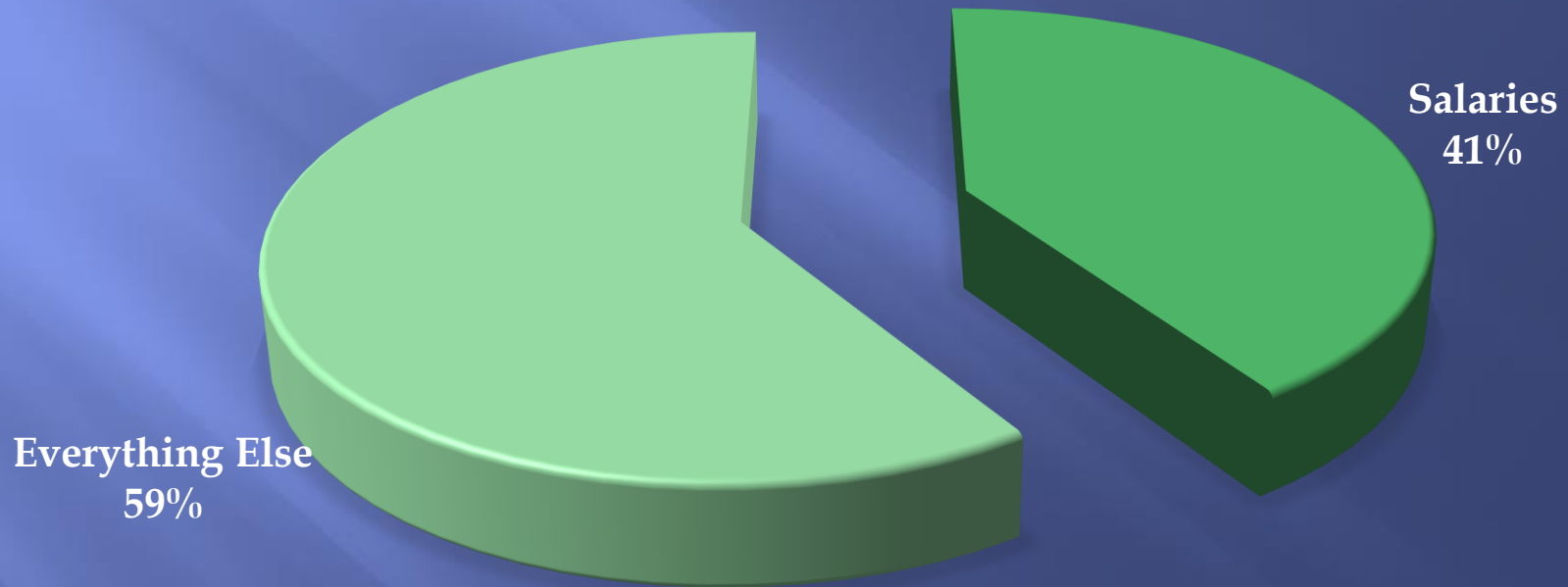
Total Revenue \$12,732,718



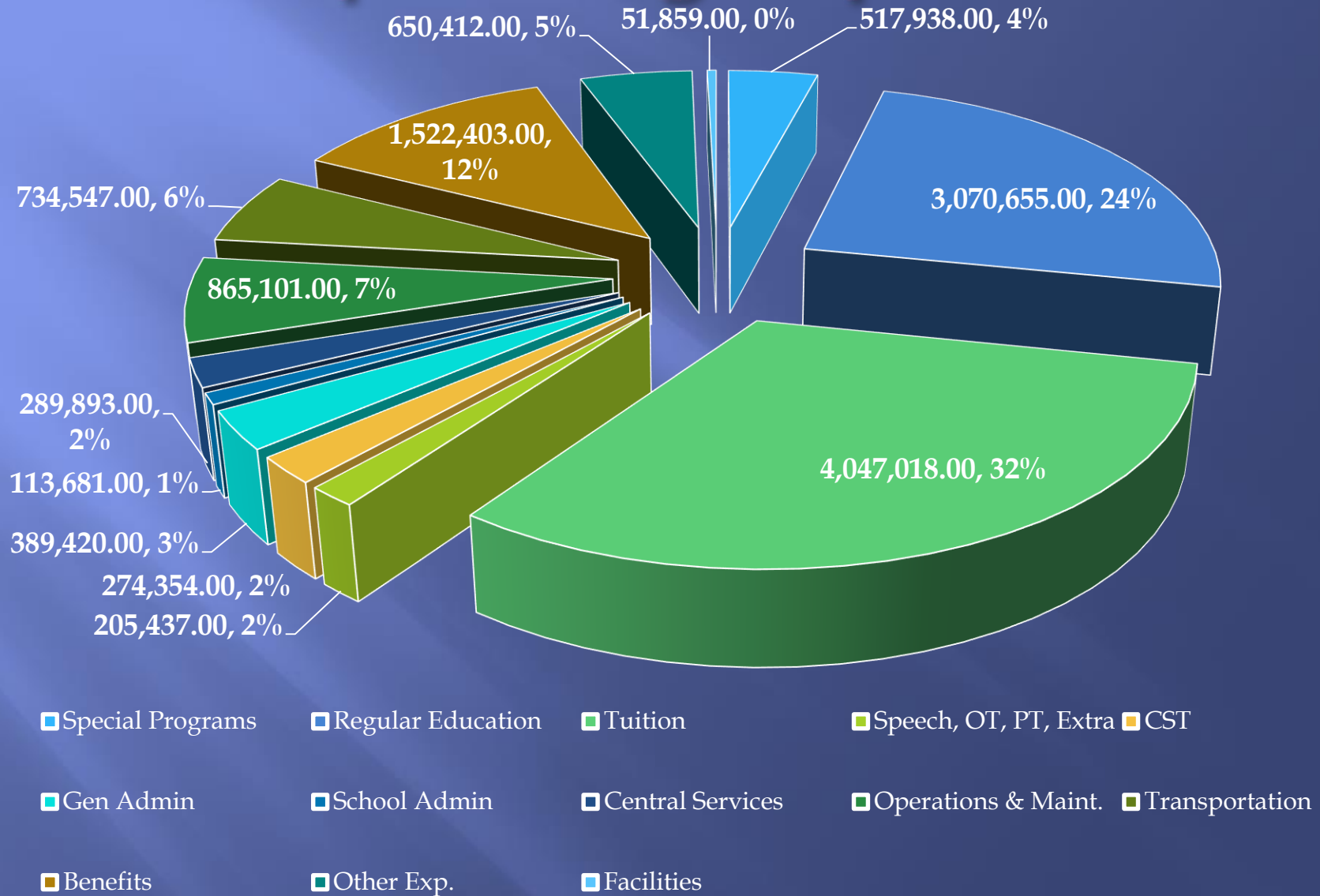
■ Current Expense Tax Levy ■ Budgeted Fund Balance ■ Tuition Reserve
■ Miscellaneous ■ State and Federal Aid

Proportion of Expenditures

BUDGET

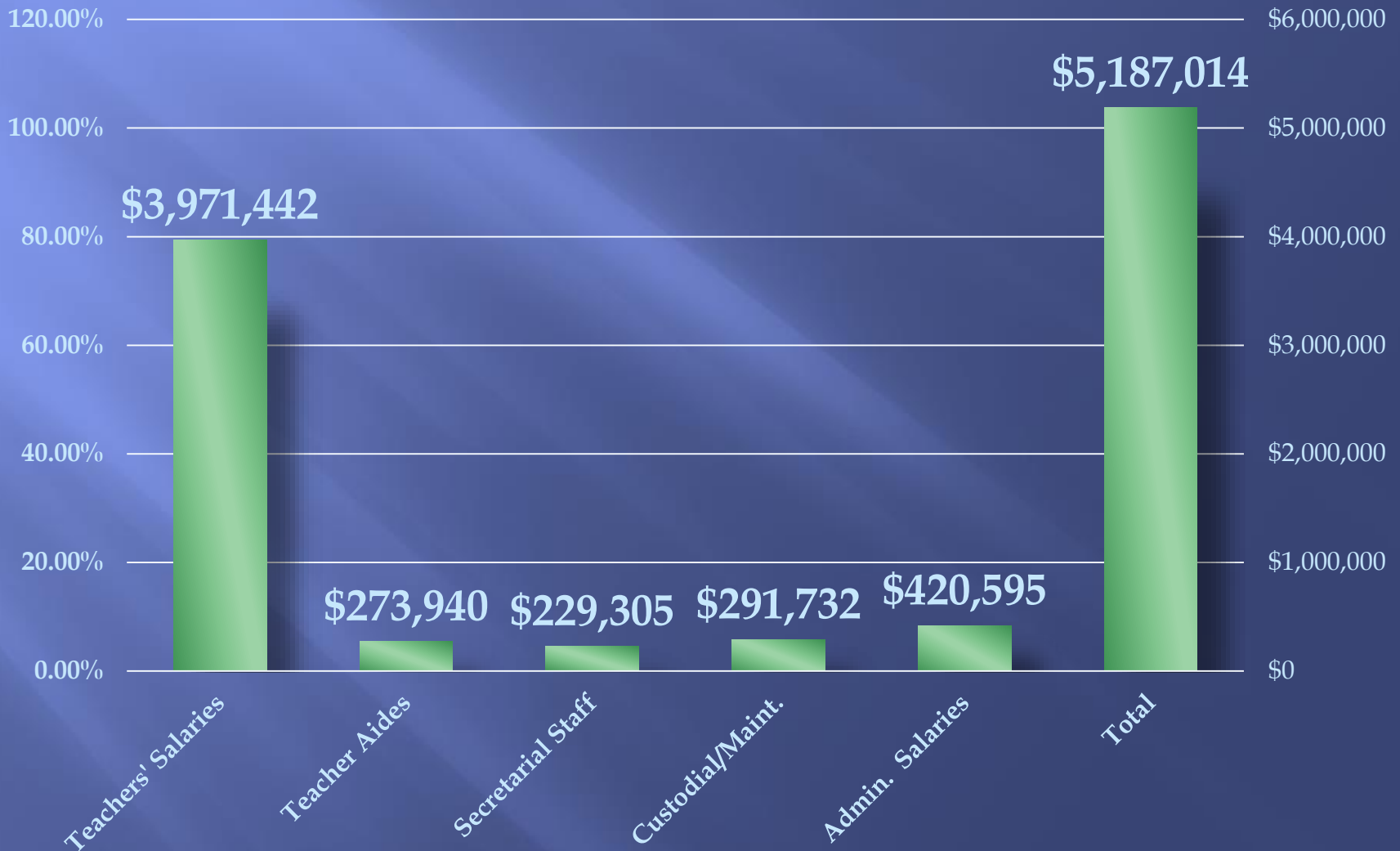


Operating Expenses

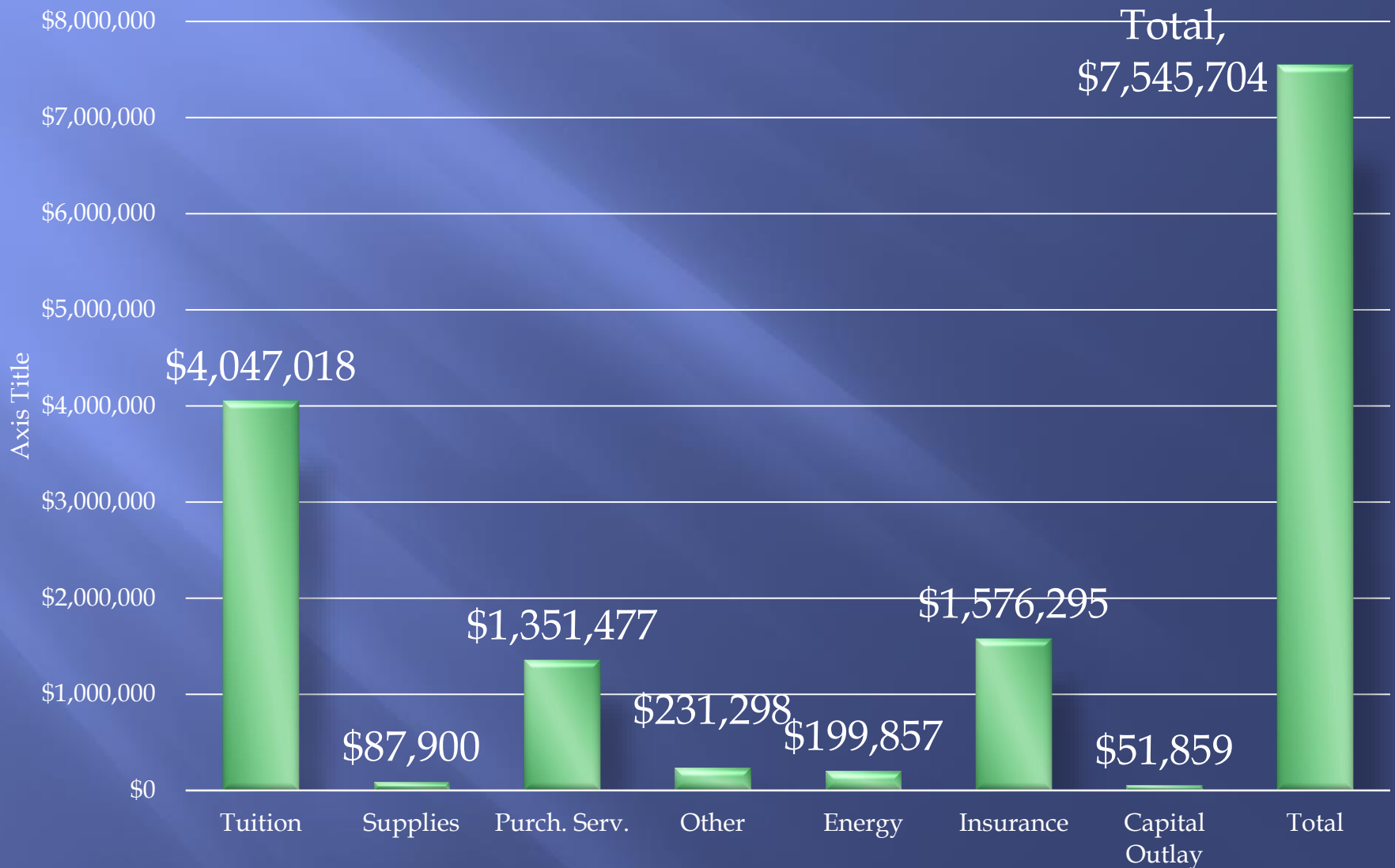


SALARIES BY CATEGORY

2020-2021



NON SALARY EXPENDITURES



2020-2021 BUDGET CERTIFIED TAX LEVY FORM

	TOTAL 20-21 BUDGET	Balance of Levy From 2019- 2020 Raised in 2020	Amount in Col 2 to be Raised in 2020 Tax Levy	TOTAL 2020 TAX LEVY	Deferred to 2021 Levy
General Fund	\$9,847,673	\$4,779,726	\$4,923,837	\$9,703,563	\$4,923,836
TOTALS	\$9,847,673	\$4,779,726	\$4,923,837	\$9,703,563	\$4,923,836

Tax Levy Increase

	2019-2020	2020-2021	Increase (Decrease)
General Fund	\$9,559,453	9,847,673	\$288,220
Debt Service Fund	\$0	\$0	\$0
	\$9,559,453	9,847,673	\$288,220

3.02% TAX LEVY INCREASE

ESTIMATED IMPACT ON HOMEOWNER

Town Total Value	2020 Budget Tax Levy	Rate	Avg. Home	Green BOE School Taxes On Ave. Home	Increase Over prior Fiscal Year
\$424,380,200	\$9,703,563	.022865	\$312,187	\$7,138	\$71.00

**3.02% Net Tax Increase
or
\$71.00**

Questions

- ▣ The user friendly budget will be posted to the District website once it has been approved.
- ▣ Please address questions concerning the District Budget to:
- ▣ Dr. Lydia E. Furnari: lfurnari@greenhills.org
- ▣ Dr. Vincent Occhino: vocchino@greenhills.org
- ▣ Mr. Ernest Turner: eturner@greenhills.org

Thank You!