

Interim Balance Sheet

ASSETS AND RESOURCES

ASSETS	
101 Cash in checking account	\$ 1,240,151.10
102-106 Other cash equivalents	\$ 550.00
Total cash	\$ 1,240,701.10
111 Investments	\$ 0.00
114 Investment interest receivable	\$ 0.00
116 Capital reserve account	\$ 100,101.00
121 Tax levy receivable	\$ 0.00
Accounts receivable	
132 Interfund	\$ (11,244.46)
141 Intergovernmental - state	\$ 12,196.57
142 Intergovernmental - federal	\$ 0.00
143 Intergovernmental - other	\$ (1,917.18)
153 Other Accounts Receivable	\$ 0.00
	\$ (965.07)
Loans receivable	
131 Interfund	\$ 0.00
151 Other Loans Receivable	\$ 0.00
	\$ 0.00
181 Prepaid Expenses	\$ 0.00
199 Other current assets	\$ 0.00
	\$ 0.00
RESOURCES	
301 Estimated revenues (from adjusted budget)	\$ 12,514,753.00
302 Less: revenues collected or accrued	\$ (11,443,265.47)
	\$ 1,071,487.53
TOTAL ASSETS AND RESOURCES	\$ 2,411,324.56

LIABILITIES AND FUND EQUITY

LIABILITIES	
401 Interfund loans payable	\$ 0.00
402 Interfund accounts payable	\$ 23,790.29
411 Intergovernmental accounts payable - state	\$ 0.00
412 Intergovernmental accounts payable - federal	\$ 0.00
413 Intergovernmental accounts payable - other	\$ 0.00
421 Accounts payable	\$ 26,709.96
422 Judgments payable	\$ 0.00
430 Compensated absences payable	\$ 0.00
431 Contracts payable	\$ 0.00
451 Loans payable	\$ 0.00
481 Deferred revenues	\$ 0.00
499 Other current liabilities	\$ 0.00
Total liabilities	\$ 50,500.25

FUND EQUITY

Appropriated:

753 Reserve for encumbrances - current year			\$	1,090,094.17		
754 Reserve for encumbrances - prior year			\$	5,627.55		
761 Reserved fund balance Capital Reserve - July 1, 2020		\$	100,101.00			
604 Add: Increase in capital reserve		\$	60.00			
307 Less: Budgeted withdrawal from capital reserve - eligible costs		\$	0.00			
309 Less: Budgeted withdrawal from capital reserve - excess costs		\$	0.00			
317 Less: Budgeted withdrawal from capital reserve - transfer to Debt Svc		\$	0.00			
Subtotal - capital reserve				\$	100,161.00	
765 Reserved fund balance Tuition Reserve - July 1, 2020		\$	(204,680.00)			
311 Less: Budgeted withdrawal from tuition reserve		\$	(151,738.00)			
Subtotal - tuition reserve				\$	(356,418.00)	
760 Other reserves				\$	0.00	
771 Designated Fund Balance				\$	0.00	
772 Designated Fund Balance - ARRA/SEMI				\$	0.00	
601 Appropriations		\$	12,765,309.32			
602 Less: expenditures	\$	11,230,814.76				
603 Less: encumbrances	\$	1,095,721.72	\$	(12,326,536.48)	\$	438,772.84
Appropriations less expenditures					\$	1,278,237.56
Unappropriated:						
770 Fund Balance, July 1, 2020			\$	1,148,813.75		
303 Less: budgeted fund balance			\$	(66,227.00)		
Unappropriated fund balance					\$	1,082,586.75
Total fund equity					\$	2,360,824.31
TOTAL LIABILITIES AND FUND EQUITY					\$	2,411,324.56

RECAPITULATION OF FUND BALANCE - CURRENT YEAR ACTIVITY

	Budgeted	Actual	Variance
Appropriations	\$ 12,765,309.32	\$ 12,326,536.48	\$ 438,772.84
Less: Revenues	\$ (12,514,753.00)	\$ (11,443,265.47)	\$ (1,071,487.53)
Subtotal	\$ 250,556.32	\$ 883,271.01	\$ (632,714.69)
Change in capital reserve			
Plus - Increase in reserve	\$ 60.00	\$ 0.00	\$ 60.00
Less - Withdrawal from reserve	\$ 0.00	\$ 0.00	\$ 0.00
Change in tuition reserve			
Less - Withdrawal from reserve	\$ (151,738.00)	\$ (151,738.00)	\$ 0.00
Less: adjustment to appropriations for Prior Year Encumbrances	\$ (32,651.32)	\$ (32,651.32)	\$ 0.00
Total current year budgeted fund balance	\$ 66,227.00	\$ 698,881.69	\$ (632,654.69)
Add: Unappropriated fund balance			\$ 1,082,586.75
Total of budgeted and unappropriated fund balance			\$ 449,932.06

**Revenues/Sources of Funds**

Acct Group	Group Title	Budgeted Est.	Transfers	Adj. Budget	Act to Date	Unrealized Under/(Over)
Recap	From Recap of Fund Balance	66,227.00	32,651.32	98,878.32	731,533.01	(632,654.69)
307/309/317	Bgtd wdrwl from cap rsv	0.00	0.00	0.00	0.00	0.00
311	Bgtd wdrwl from tuition rsv	151,738.00	0.00	151,738.00	151,738.00	\$0.00
52xx	From Transfers	0.00	0.00	0.00	0.00	0.00
1xxx	From Local Sources	9,855,716.00	0.00	9,855,716.00	9,070,097.82	785,618.18
2xxx	From Intermediate Sources	0.00	0.00	0.00	0.00	0.00
3xxx	From State Sources	2,659,037.00	0.00	2,659,037.00	2,373,167.65	285,869.35
4xxx	From Federal Sources	0.00	0.00	0.00	0.00	0.00
5xxx	From Other Sources	0.00	0.00	0.00	0.00	0.00
<b>Grand Totals</b>		<b>12,732,718.00</b>	<b>32,651.32</b>	<b>12,765,369.32</b>	<b>12,326,536.48</b>	<b>438,832.84</b>

Fund 10 (General Fund)

Account Group	Group Title	Original Bgt	New App/Tmsf	Revised Bgt	Expenditures	Encumbrances	Avail Balance	Refunds
Transfer for Charter School		39,449.00	8,443.00	47,892.00	47,491.81	400.00	0.19	0.00
Grand Totals for fund 10:		39,449.00	8,443.00	47,892.00	47,491.81	400.00	0.19	0.00

Fund 11 (Current Expense Fund)

Account Group	Group Title	Original Bgt	New App/Tmsf	Revised Bgt	Expenditures	Encumbrances	Avail Balance	Refunds
Regular programs-Instruction		2,767,796.00	77,710.00	2,845,506.00	2,477,822.07	365,558.57	2,125.36	1,972.62
Regular programs-Home Instruction		6,000.00	0.00	6,000.00	820.00	5,180.00	0.00	0.00
Regular programs-Undistrib Instruction		296,869.00	57,311.05	354,180.05	289,528.92	52,466.78	12,184.35	0.00
Special education-Resource room		517,938.00	12,217.00	530,155.00	463,450.77	65,955.63	748.60	0.00
Basic skills/remedial-instruction		208,093.00	26,071.00	234,164.00	233,843.60	0.00	320.40	0.00
Curricular activities-instruction		27,500.00	0.00	27,500.00	0.00	27,500.00	0.00	0.00
Athletic programs-instruction		26,950.00	0.00	26,950.00	2,000.00	19,450.00	5,500.00	0.00
Undistributed expense-instruction		4,047,018.00	(195,223.00)	3,851,795.00	3,666,824.42	85,679.77	99,290.81	0.00
Health services		72,960.00	460.00	73,420.00	68,948.18	4,298.85	172.97	0.00
Other support svc-Related svcs		86,477.00	0.00	86,477.00	69,244.29	7,447.70	9,785.01	(1,049.00)
Other support svc-Extra. svcs		106,106.00	1,738.00	107,844.00	39,096.47	13,145.37	55,602.16	0.00
Other support svc-students-reg		70,277.00	0.00	70,277.00	63,441.52	5,035.48	1,800.00	0.00
Other support svc-students-spec		274,354.00	70,822.00	345,176.00	275,281.75	69,892.29	1.96	0.00
Impr of inst-other sup-instruc		65,711.00	(5,539.00)	60,172.00	6,359.70	53,747.30	65.00	0.00
Library and educ media		115,900.00	(5,449.00)	110,451.00	85,972.86	24,370.70	107.44	0.00
Inst. staff training svcs		21,206.00	(627.00)	20,579.00	6,290.00	4,504.00	9,785.00	0.00
Business and other support svcs		221,003.00	16,858.00	237,861.00	201,212.47	35,094.29	1,554.24	0.00
Technology		68,836.00	25,029.00	93,865.00	93,864.44	0.00	0.56	0.00
Operation/maint of plant svc		114,647.00	34,265.00	148,912.00	101,828.07	46,464.34	619.59	0.00
Operation/building & grounds		726,530.00	(66,553.02)	659,976.98	520,362.74	108,994.04	30,620.20	0.00
Maintenance		23,924.00	26,820.36	50,744.36	47,744.25	0.00	3,000.11	0.00
Student transportation svcs		734,547.00	(180,233.00)	554,314.00	463,291.19	12,433.44	78,589.37	0.00
Employee Benefits		1,522,403.00	60,912.00	1,583,315.00	1,466,398.67	0.00	116,916.33	132,554.27
Attendance and social work svcs		15,264.00	0.00	15,264.00	0.00	15,264.00	0.00	0.00
Support svc-general admin		389,420.00	49,545.93	438,965.93	430,920.36	3,466.31	4,579.26	0.00
Support svc-school admin		113,681.00	18,073.00	131,754.00	58,183.56	69,372.86	4,197.58	0.00
Grand Totals for fund 11:		12,641,410.00	24,208.32	12,665,618.32	11,132,730.30	1,095,321.72	437,566.30	133,477.89

Fund 12 (Capital Outlay Fund)

Account Group	Group Title	Original Bgt	New App/Tmsf	Revised Bgt	Expenditures	Encumbrances	Avail Balance	Refunds
604	Increase in Cap Rsv	60.00	0.00	60.00	0.00	0.00	60.00	0.00
Facil acquis/const		51,799.00	0.00	51,799.00	50,592.65	0.00	1,206.35	(34,360.65)
Grand Totals for fund 12:		51,859.00	0.00	51,859.00	50,592.65	0.00	1,266.35	(34,360.65)

Fund 16 (ARRA - ESF)

Account Group	Group Title	Original Bgt	New App/Tmsf	Revised Bgt	Expenditures	Encumbrances	Avail Balance	Refunds
Grand Totals for fund 16:		0.00	0.00	0.00	0.00	0.00	0.00	0.00

Fund 17 (ARRA - GSF)

Account Group	Group Title	Original Bgt	New App/Tmsf	Revised Bgt	Expenditures	Encumbrances	Avail Balance	Refunds
Grand Totals for fund 17:		0.00	0.00	0.00	0.00	0.00	0.00	0.00

Fund 18 (Ed Jobs)

Account Group	Group Title	Original Bgt	New App/Tmsf	Revised Bgt	Expenditures	Encumbrances	Avail Balance	Refunds
Grand Totals for fund 18:		0.00	0.00	0.00	0.00	0.00	0.00	0.00
Grand Totals for all Subfunds of Fund 10:		12,732,718.00	32,651.32	12,765,369.32	11,230,814.76	1,095,721.72	438,832.84	99,117.24

**Revenues Summary**

Acct Group	Group Title	Budgeted Est.	Transfers	Adj. Budget	Act to Date	Unrealized Under/(Over)
Recap	From Recap of Fund Balance	66,227.00	32,651.32	98,878.32	731,533.01	(632,654.69)
307/309/317	Bgtd wdrwl from cap rsv	0.00	0.00	0.00	0.00	0.00
311	Bgtd wdrwl from tuition rsv	151,738.00	0.00	151,738.00	151,738.00	\$0.00
10-1210-000-000	LOCAL TAX LEVY	9,847,673.00	0.00	9,847,673.00	9,038,980.17	808,692.83
10-1310-000-000	TUITION - INDIVIDUAL	0.00	0.00	0.00	0.00	0.00
10-1350-000-000	SUMMER SCHOOL TUITION	0.00	0.00	0.00	0.00	0.00
10-1420-000-000	Transportation Fees-Other LEAs	0.00	0.00	0.00	0.00	0.00
10-1510-000-000	INT ON INVEST	0.00	0.00	0.00	1,499.94	(1,499.94)
10-1510-100-000	INTEREST ON INVEST CAP RE	60.00	0.00	60.00	0.00	60.00
10-1910-000-000	RENTAL	0.00	0.00	0.00	0.00	0.00
10-1920-000-000	DONATIONS	0.00	0.00	0.00	0.00	0.00
10-1980-000-000	PRIOR YR REFUND	0.00	0.00	0.00	0.00	0.00
10-1990-000-000	MISCELLANEOUS	7,983.00	0.00	7,983.00	29,617.71	(21,634.71)
10-3111-000-000	CORE CURR STAND	0.00	0.00	0.00	0.00	0.00
10-3116-000-000	School Choice	612,750.00	0.00	612,750.00	558,949.34	53,800.66
10-3120-000-000	TRANSPORTA AID	0.00	0.00	0.00	0.00	0.00
10-3121-000-000	Categorical Transportation Aid	403,787.00	0.00	403,787.00	362,425.57	41,361.43
10-3130-000-000	SPEC EDUC AID	0.00	0.00	0.00	0.00	0.00
10-3131-000-000	EXTRAORDINARY AID	50,000.00	0.00	50,000.00	0.00	50,000.00
10-3132-000-000	Categorical Special Ed Aid	424,190.00	0.00	424,190.00	380,738.97	43,451.03
10-3140-000-000	BILINGUAL EDUC	0.00	0.00	0.00	0.00	0.00
10-3171-000-000	STABALIZATION AID	0.00	0.00	0.00	0.00	0.00
10-3172-000-000	SUPP STABILIZAT	0.00	0.00	0.00	0.00	0.00
10-3176-000-000	Equalization Aid	756,693.00	0.00	756,693.00	710,576.18	46,116.82
10-3177-000-000	Categorical Security Aid	50,903.00	0.00	50,903.00	45,688.73	5,214.27
10-3178-000-000	Adjustment Aid	350,714.00	0.00	350,714.00	314,788.86	35,925.14
10-3181-000-000	PARCC Readiness Aid	0.00	0.00	0.00	0.00	0.00
10-3182-000-000	Per Pupil Growth Aid	0.00	0.00	0.00	0.00	0.00
10-3183-000-000	Professional Learning Comm Aid	0.00	0.00	0.00	0.00	0.00
10-3184-000-000	Host District Support Aid	0.00	0.00	0.00	0.00	0.00
10-3190-000-000	OTHER STATE AID	10,000.00	0.00	10,000.00	0.00	10,000.00
10-3193-000-000	ACADEMIC ACHIEV	0.00	0.00	0.00	0.00	0.00
10-3194-000-000	Teacher Mentoring	0.00	0.00	0.00	0.00	0.00
10-3195-000-000	Consolidated Aid	0.00	0.00	0.00	0.00	0.00
10-3196-000-000	ADD'L FORMULA AID	0.00	0.00	0.00	0.00	0.00
10-3255-000-000	GRANT REVENUE	0.00	0.00	0.00	0.00	0.00
16-4520-000-000	ARRA - ESF	0.00	0.00	0.00	0.00	0.00
17-4521-000-000	ARRA - GSF	0.00	0.00	0.00	0.00	0.00
18-4522-000-000	Ed Jobs Fund	0.00	0.00	0.00	0.00	0.00
Grand Totals		12,732,718.00	32,651.32	12,765,369.32	12,326,536.48	438,832.84

**Minimum Expense General Ledger Report**

Fund 10 (General Fund)

Expend. Account #	Account Title	Original Bgt	New App/Trnsf	Revised Bgt	Expenditures	Encumbrances	Avail Balance	Refunds
10-000-100-560	TRANSFER FOR CHARTER SCHOOL	39,449.00	8,443.00	47,892.00	47,491.81	400.00	0.19	0.00
Transfer for Charter School		39,449.00	8,443.00	47,892.00	47,491.81	400.00	0.19	0.00
Grand Totals for fund 10:		39,449.00	8,443.00	47,892.00	47,491.81	400.00	0.19	0.00

Fund 11 (Current Expense Fund)

Expend. Account #	Account Title	Original Bgt	New App/Trnsf	Revised Bgt	Expenditures	Encumbrances	Avail Balance	Refunds
11-110-100-101	KDG SAL TEACHER	330,264.00	0.00	330,264.00	306,689.38	23,574.62	0.00	0.00
11-120-100-101	GR 1-5 SAL TEACHERS	1,310,535.00	77,710.00	1,388,245.00	1,306,171.29	81,920.97	152.74	0.00
11-130-100-101	GR 6-8 SALARIES	1,126,997.00	0.00	1,126,997.00	864,961.40	260,062.98	1,972.62	1,972.62
Regular programs-Instruction		2,767,796.00	77,710.00	2,845,506.00	2,477,822.07	365,558.57	2,125.36	1,972.62
11-150-100-101	HOME INSTRUCTION	6,000.00	0.00	6,000.00	820.00	5,180.00	0.00	0.00
Regular programs-Home Instruction		6,000.00	0.00	6,000.00	820.00	5,180.00	0.00	0.00
11-190-100-106	AIDES SAL	76,946.00	3,315.00	80,261.00	40,877.52	39,383.48	0.00	0.00
11-190-100-320	OT REG/READ REC	2,795.00	145.00	2,940.00	1,644.28	0.00	1,295.72	0.00
11-190-100-340	Purchased Tech Services	2,000.00	0.00	2,000.00	0.00	0.00	2,000.00	0.00
11-190-100-500	Other Purchased Services (400-500 Series)	250.00	0.00	250.00	0.00	0.00	250.00	0.00
11-190-100-610	GEN SUPPL-TECH	188,878.00	59,181.06	248,059.06	229,540.28	12,643.30	5,875.48	0.00
11-190-100-640	TEXTBOOKS	20,000.00	(5,369.01)	14,630.99	14,036.99	0.00	594.00	0.00
11-190-100-890	MISC	6,000.00	39.00	6,039.00	3,429.85	440.00	2,169.15	0.00
Regular programs-Undistrib Instruction		296,869.00	57,311.05	354,180.05	289,528.92	52,466.78	12,184.35	0.00
11-213-100-101	RES CNTR SAL TC	371,036.00	9,922.00	380,958.00	337,787.80	43,170.20	0.00	0.00
11-213-100-106	RES CNTR AIDES	145,902.00	2,295.00	148,197.00	125,662.97	22,534.03	0.00	0.00
11-213-100-610	RES CNTR SUPPLI	1,000.00	0.00	1,000.00	0.00	251.40	748.60	0.00
Special education-Resource room		517,938.00	12,217.00	530,155.00	463,450.77	65,955.63	748.60	0.00
11-230-100-101	BSI TEACHERS	207,093.00	26,751.00	233,844.00	233,843.60	0.00	0.40	0.00
11-230-100-610	BSI READ RECOV	1,000.00	(680.00)	320.00	0.00	0.00	320.00	0.00
Basic skills/remedial-instruction		208,093.00	26,071.00	234,164.00	233,843.60	0.00	320.40	0.00
11-401-100-100	Salaries	27,500.00	0.00	27,500.00	0.00	27,500.00	0.00	0.00
Curricular activities-instruction		27,500.00	0.00	27,500.00	0.00	27,500.00	0.00	0.00
11-402-100-100	Salaries	21,450.00	0.00	21,450.00	2,000.00	19,450.00	0.00	0.00
11-402-100-600	Supplies & Materials	1,500.00	0.00	1,500.00	0.00	0.00	1,500.00	0.00
11-402-100-800	ATHLETICS - REFEREES	4,000.00	0.00	4,000.00	0.00	0.00	4,000.00	0.00
Athletic programs-instruction		26,950.00	0.00	26,950.00	2,000.00	19,450.00	5,500.00	0.00
11-000-100-561	TUITION-REG	2,913,326.00	0.00	2,913,326.00	2,912,856.19	0.00	469.81	0.00
11-000-100-562	TUITION-SP ED	768,241.00	(54,598.00)	713,643.00	598,151.81	85,679.77	29,811.42	0.00
11-000-100-563	TUITION-VOTECH OUT OF CNTY	50,859.00	(19,708.00)	31,151.00	31,150.35	0.00	0.65	0.00
11-000-100-566	TUITION-PRIV SH	314,592.00	(125,117.00)	189,475.00	120,466.07	0.00	69,008.93	0.00
11-000-100-569	TUTION - OTHER	0.00	4,200.00	4,200.00	4,200.00	0.00	0.00	0.00
Undistributed expense-instruction		4,047,018.00	(195,223.00)	3,851,795.00	3,666,824.42	85,679.77	99,290.81	0.00
11-000-213-100	Salaries	69,177.00	460.00	69,637.00	65,337.51	4,298.85	0.64	0.00
11-000-213-299	Unused Sick Pay-Retired Staff	0.00	1,225.00	1,225.00	1,225.00	0.00	0.00	0.00
11-000-213-300	Purchased Prof. & Tech. Svcs	1,683.00	(1,193.00)	490.00	490.00	0.00	0.00	0.00
11-000-213-610	GENERAL SUPPLIES	1,600.00	(32.00)	1,568.00	1,510.50	0.00	57.50	0.00
11-000-213-800	OTHER	500.00	0.00	500.00	385.17	0.00	114.83	0.00
Health services		72,960.00	460.00	73,420.00	68,948.18	4,298.85	172.97	0.00
11-000-216-100	Salaries	74,477.00	0.00	74,477.00	67,029.30	7,447.70	0.00	0.00
11-000-216-320	OT/PT/BLIND COM	10,000.00	0.00	10,000.00	1,049.00	0.00	8,951.00	(1,049.00)
11-000-216-610	SPEECH SUPPLIES	2,000.00	0.00	2,000.00	1,165.99	0.00	834.01	0.00
Other support svc-Related svcs		86,477.00	0.00	86,477.00	69,244.29	7,447.70	9,785.01	(1,049.00)
11-000-217-106	PERS CARE AIDE-GMR	46,106.00	2,872.00	48,978.00	37,182.47	11,795.37	0.16	0.00
11-000-217-320	PERS CARE AIDE-CONTRACTED	60,000.00	(1,134.00)	58,866.00	1,914.00	1,350.00	55,602.00	0.00
Other support svc-Extra. svcs		106,106.00	1,738.00	107,844.00	39,096.47	13,145.37	55,602.16	0.00
11-000-218-104	GUIDANCE SAL	68,477.00	0.00	68,477.00	63,441.52	5,035.48	0.00	0.00
11-000-218-610	GENERAL SUPPLIES - GUIDANCE	1,800.00	0.00	1,800.00	0.00	0.00	1,800.00	0.00
Other support svc-students-reg		70,277.00	0.00	70,277.00	63,441.52	5,035.48	1,800.00	0.00

Fund 11 (Current Expense Fund)

Expend. Account #	Account Title	Original Bgt	New App/Tmsf	Revised Bgt	Expenditures	Encumbrances	Avail Balance	Refunds
11-000-219-104	CST SAL	188,091.00	0.00	188,091.00	121,746.63	66,344.37	0.00	0.00
11-000-219-105	CST SEC	69,263.00	46,136.00	115,399.00	115,398.62	0.00	0.38	0.00
11-000-219-320	EVALS FOR PLACE	15,000.00	24,347.00	39,347.00	36,004.11	3,341.91	0.98	0.00
11-000-219-610	GENERAL SUPPLIES	2,000.00	339.00	2,339.00	2,132.39	206.01	0.60	0.00
Other support svc-students-spec		274,354.00	70,822.00	345,176.00	275,281.75	69,892.29	1.96	0.00
11-000-221-104	CUR SUP/WRITE/T	60,107.00	0.00	60,107.00	6,359.70	53,747.30	0.00	0.00
11-000-221-320	Professional Services	5,604.00	(5,539.00)	65.00	0.00	0.00	65.00	0.00
Impr of inst-other sup-instruc		65,711.00	(5,539.00)	60,172.00	6,359.70	53,747.30	65.00	0.00
11-000-222-100	Salaries	104,900.00	3,431.00	108,331.00	83,960.25	24,370.70	0.05	0.00
11-000-222-600	LIBRARY SUP/MAT	11,000.00	(8,880.00)	2,120.00	2,012.61	0.00	107.39	0.00
Library and educ media		115,900.00	(5,449.00)	110,451.00	85,972.86	24,370.70	107.44	0.00
11-000-223-320	INSER/CONSULTAN	18,956.00	(627.00)	18,329.00	6,200.00	4,429.00	7,700.00	0.00
11-000-223-500	Other Purchased Services (400-500 Series)	2,250.00	0.00	2,250.00	90.00	75.00	2,085.00	0.00
Inst. staff training svcs		21,206.00	(627.00)	20,579.00	6,290.00	4,504.00	9,785.00	0.00
11-000-251-100	Salaries	189,220.00	(20,908.44)	168,311.56	133,735.56	34,574.88	1.12	0.00
11-000-251-330	COPIER SERVICE	3,000.00	(532.00)	2,468.00	2,468.00	0.00	0.00	0.00
11-000-251-340	PURC PROF SERV	16,500.00	37,840.58	54,340.58	54,339.62	0.00	0.96	0.00
11-000-251-592	Other Purchased Services (400-500 Series)	3,500.00	2,810.00	6,310.00	5,803.20	0.00	506.80	0.00
11-000-251-600	Supplies & Materials	5,000.00	(4,734.00)	266.00	201.07	0.00	64.93	0.00
11-000-251-610	BUS OFF- GENERAL SUPPLIES	0.00	3,596.00	3,596.00	3,076.56	519.41	0.03	0.00
11-000-251-832	Interest on Lease Purchase Agr	1,783.00	0.00	1,783.00	988.46	0.00	794.54	0.00
11-000-251-890	Misc. Expend	2,000.00	(1,214.14)	785.86	600.00	0.00	185.86	0.00
Business and other support svcs		221,003.00	16,858.00	237,861.00	201,212.47	35,094.29	1,554.24	0.00
11-000-252-100	Salaries	50,000.00	28,400.00	78,400.00	78,400.00	0.00	0.00	0.00
11-000-252-340	Purchased Technical Services	18,836.00	(3,371.00)	15,465.00	15,464.44	0.00	0.56	0.00
Technology		68,836.00	25,029.00	93,865.00	93,864.44	0.00	0.56	0.00
11-000-261-100	Salaries	66,647.00	1,235.28	67,882.28	29,537.16	37,727.12	618.00	0.00
11-000-261-300	MAINT PUR SERVICE	1,000.00	2,650.00	3,650.00	3,650.00	0.00	0.00	0.00
11-000-261-420	MAINT CONTRACT	43,000.00	30,199.72	73,199.72	64,460.91	8,737.22	1.59	0.00
11-000-261-610	MAINT SUPPLIES	4,000.00	180.00	4,180.00	4,180.00	0.00	0.00	0.00
Operation/maint of plant svc		114,647.00	34,265.00	148,912.00	101,828.07	46,464.34	619.59	0.00
11-000-262-100	Salaries	258,585.00	43,469.00	302,054.00	240,848.65	61,204.32	1.03	0.00
11-000-262-300	PURCH TECH SERV	12,053.00	5,456.90	17,509.90	17,389.35	120.00	0.55	0.00
11-000-262-420	CONTRACTED SERV	133,600.00	(58,825.00)	74,775.00	69,545.36	4,942.86	286.78	0.00
11-000-262-490	WATER CHARGES	4,000.00	0.00	4,000.00	1,685.62	2,314.38	0.00	0.00
11-000-262-520	PLNT INSURANCE	53,892.00	(9,751.00)	44,141.00	37,355.00	0.00	6,786.00	0.00
11-000-262-590	TRUCK GAS & MISC	10,000.00	0.00	10,000.00	2,786.75	0.00	7,213.25	0.00
11-000-262-610	PLNT GEN SUP	45,000.00	(22,687.92)	22,312.08	11,258.94	5,621.03	5,432.11	0.00
11-000-262-620	HEAT/ELECTRIC	0.00	49,470.00	49,470.00	49,468.52	0.00	1.48	0.00
11-000-262-621	GAS	2,041.00	0.00	2,041.00	749.52	0.00	1,291.48	0.00
11-000-262-622	ELECTRIC	106,000.00	10,335.00	116,335.00	81,657.53	34,677.33	0.14	0.00
11-000-262-624	OIL	91,359.00	(84,020.00)	7,339.00	0.00	0.00	7,339.00	0.00
11-000-262-800	OTHER OBJECTS	10,000.00	0.00	10,000.00	7,617.50	114.12	2,268.38	0.00
Operation/building & grounds		726,530.00	(66,553.02)	659,976.98	520,362.74	108,994.04	30,620.20	0.00
11-000-263-100	Grounds Salaries	20,924.00	7,996.00	28,920.00	28,919.89	0.00	0.11	0.00
11-000-263-610	GENERAL SUPPLIES	3,000.00	0.00	3,000.00	0.00	0.00	3,000.00	0.00
11-000-266-600	Security Supplies	0.00	18,824.36	18,824.36	18,824.36	0.00	0.00	0.00
Maintenance		23,924.00	26,820.36	50,744.36	47,744.25	0.00	3,000.11	0.00
11-000-270-160	TRANS - SAL-COORDINATOR	13,800.00	0.00	13,800.00	2,954.07	10,845.93	0.00	0.00
11-000-270-350	TRANS - ADMIN FEE - SC COOP	6,000.00	2,909.84	8,909.84	8,909.84	0.00	0.00	0.00
11-000-270-503	AID IN LIEU	22,500.00	(2,909.84)	19,590.16	2,422.30	0.00	17,167.86	0.00
11-000-270-511	REG TRANSP CONT	375,000.00	(67,970.00)	307,030.00	305,281.77	1,587.51	160.72	0.00
11-000-270-512	FIELD TRIPS	17,247.00	(16,947.00)	300.00	300.00	0.00	0.00	0.00
11-000-270-514	SPECIAL EDUCATION	300,000.00	(95,316.00)	204,684.00	143,423.21	0.00	61,260.79	0.00
Student transportation svcs		734,547.00	(180,233.00)	554,314.00	463,291.19	12,433.44	78,589.37	0.00
11-000-291-220	FICA-OTHER	143,632.00	0.00	143,632.00	97,093.67	0.00	46,538.33	0.00
11-000-291-241	RETIREMENT/PENS	115,000.00	0.00	115,000.00	92,046.00	0.00	22,954.00	0.00
11-000-291-242	Other Retirement Contrib-ERIP	3,500.00	4,288.00	7,788.00	7,787.40	0.00	0.60	0.00
11-000-291-260	WORKERS COMPEN	57,000.00	22,117.00	79,117.00	76,527.00	0.00	2,590.00	0.00
11-000-291-270	MEDICAL	1,080,861.00	109,180.00	1,190,041.00	1,190,039.95	0.00	1.05	132,554.27
11-000-291-280	TUITION REIMB	27,000.00	0.00	27,000.00	0.00	0.00	27,000.00	0.00
11-000-291-290	OTH EMP BENEFIT	95,410.00	(74,673.00)	20,737.00	2,904.65	0.00	17,832.35	0.00
Employee Benefits		1,522,403.00	60,912.00	1,583,315.00	1,466,398.67	0.00	116,916.33	132,554.27



Fund 11 (Current Expense Fund)

Expend. Account #	Account Title	Original Bgt	New App/Tmsf	Revised Bgt	Expenditures	Encumbrances	Avail Balance	Refunds
11-000-211-100	Salaries	15,264.00	0.00	15,264.00	0.00	15,264.00	0.00	0.00
Attendance and social work svcs		15,264.00	0.00	15,264.00	0.00	15,264.00	0.00	0.00
11-000-230-100	Salaries	224,960.00	99,903.00	324,863.00	322,156.88	2,704.83	1.29	0.00
11-000-230-331	ADM LEGAL SV	33,064.00	(15,426.38)	17,637.62	17,636.81	0.00	0.81	0.00
11-000-230-332	AUDIT FEES	30,050.00	600.00	30,650.00	30,650.00	0.00	0.00	0.00
11-000-230-334	Architectural/Engineering Svcs	12,990.00	(12,990.00)	0.00	0.00	0.00	0.00	0.00
11-000-230-339	ADM PROF SVR	1,010.00	0.00	1,010.00	501.25	0.00	508.75	0.00
11-000-230-340	ADM PCH TECH SV	4,400.00	(4,000.00)	400.00	398.00	0.00	2.00	0.00
11-000-230-530	Communications/Telephone	28,000.00	(4,373.00)	23,627.00	22,502.19	146.18	978.63	0.00
11-000-230-585	BOE Other Purchased Services	1,000.00	0.00	1,000.00	0.00	0.00	1,000.00	0.00
11-000-230-590	Other Purchased Services (400-500 Series)	34,576.00	(761.52)	33,814.48	32,122.75	580.00	1,111.73	0.00
11-000-230-610	BOE in house training	4,000.00	(1,036.17)	2,963.83	2,657.48	35.30	271.05	0.00
11-000-230-890	ADM MISC EXP	15,370.00	(12,370.00)	3,000.00	2,295.00	0.00	705.00	0.00
Support svc-general admin		389,420.00	49,545.93	438,965.93	430,920.36	3,466.31	4,579.26	0.00
11-000-240-103	PRINCIPALS SAL	51,107.00	31,495.00	82,602.00	82,601.82	0.00	0.18	0.00
11-000-240-105	SEC & CLERICAL	42,139.00	0.00	42,139.00	(27,140.00)	69,279.00	0.00	0.00
11-000-240-300	Purchased Professional & Tech Services	11,935.00	(10,211.00)	1,724.00	0.00	0.00	1,724.00	0.00
11-000-240-500	Other Purchased Services (400-500 Series)	500.00	0.00	500.00	0.00	0.00	500.00	0.00
11-000-240-600	BLDG/OFC SUPPLI	5,000.00	(3,106.00)	1,894.00	1,501.74	93.86	298.40	0.00
11-000-240-800	BLDG ADMIN MISC	3,000.00	(105.00)	2,895.00	1,220.00	0.00	1,675.00	0.00
Support svc-school admin		113,681.00	18,073.00	131,754.00	58,183.56	69,372.86	4,197.58	0.00
Grand Totals for fund 11:		12,641,410.00	24,208.32	12,665,618.32	11,132,730.30	1,095,321.72	437,566.30	133,477.89

Fund 12 (Capital Outlay Fund)

Expend. Account #	Account Title	Original Bgt	New App/Tmsf	Revised Bgt	Expenditures	Encumbrances	Avail Balance	Refunds
604	Increase in Cap Rsv	60.00	0.00	60.00	0.00	0.00	60.00	\$0.00
12-000-400-721	Lease Purchase Agreement-Princ	16,232.00	0.00	16,232.00	16,232.00	0.00	0.00	0.00
12-000-400-896	Assessment for Debt Service	35,567.00	0.00	35,567.00	34,360.65	0.00	1,206.35	(34,360.65)
Facil acquis/const		51,799.00	0.00	51,799.00	50,592.65	0.00	1,206.35	(34,360.65)
Grand Totals for fund 12:		51,859.00	0.00	51,859.00	50,592.65	0.00	1,266.35	(34,360.65)

Fund 16 (ARRA - ESF)

Expend. Account #	Account Title	Original Bgt	New App/Tmsf	Revised Bgt	Expenditures	Encumbrances	Avail Balance	Refunds
Grand Totals for fund 16:		0.00	0.00	0.00	0.00	0.00	0.00	0.00

Fund 17 (ARRA - GSF)


Expend. Account #	Account Title	Original Bgt	New App/Tmsf	Revised Bgt	Expenditures	Encumbrances	Avail Balance	Refunds
Grand Totals for fund 17:		0.00	0.00	0.00	0.00	0.00	0.00	0.00

Fund 18 (Ed Jobs)

Expend. Account #	Account Title	Original Bgt	New App/Tmsf	Revised Bgt	Expenditures	Encumbrances	Avail Balance	Refunds
Grand Totals for fund 18:		0.00	0.00	0.00	0.00	0.00	0.00	0.00

Grand Totals for all Subfunds of Fund 10: 12,732,718.00 32,651.32 12,765,369.32 11,230,814.76 1,095,721.72 438,832.84 99,117.24

Pursuant to N.J.A.C. 6A:23A-16.10(c)3, I certify that as of the date of this report no budgetary line item account has encumbrances and expenditures which in total exceed the line item appropriation in violation of 6A:23A-16.10(a).



Vincent Occhiro, Bus Adm/Bd Secy

7/19/21

Date



**Interim Balance Sheet**

**ASSETS AND RESOURCES**

ASSETS			
101 Cash in checking account		\$ (61,014.77)	
102-106 Other cash equivalents		\$ 0.00	
Total cash		<u>                    </u>	\$ (61,014.77)
111 Investments			\$ 0.00
114 Investment interest receivable			\$ 0.00
121 Tax levy receivable			\$ 0.00
Accounts receivable			
132 Interfund		\$ 0.00	
141 Intergovernmental - state		\$ (13,642.00)	
142 Intergovernmental - federal		\$ 2,932.00	
143 Intergovernmental - other		\$ 0.00	
153 Other Accounts Receivable		<u>                    </u>	
			\$ (10,710.00)
Loans receivable			
131 Interfund		\$ 0.00	
151 Other Loans Receivable		<u>                    </u>	
			\$ 0.00
199 Other current assets			\$ 0.00
RESOURCES			
301 Estimated revenues (from adjusted budget)		\$ 526,550.00	
302 Less: revenues collected or accrued		<u>                    </u>	
			\$ 453,311.00
TOTAL ASSETS AND RESOURCES			<u>                    </u>
			\$ 381,586.23

**LIABILITIES AND FUND EQUITY**

LIABILITIES			
401 Interfund loans payable			\$ 0.00
402 Interfund accounts payable			\$ 8,943.60
411 Intergovernmental accounts payable - state			\$ 0.00
412 Intergovernmental accounts payable - federal			\$ 0.00
413 Intergovernmental accounts payable - other			\$ 0.00
421 Accounts payable			\$ (4,005.00)
422 Judgments payable			\$ 0.00
430 Compensated absences payable			\$ 0.00
431 Contracts payable			\$ 0.00
451 Loans payable			\$ 0.00
481 Deferred revenues			\$ 0.00
499 Other current liabilities			\$ 0.00
Total liabilities			<u>                    </u>
			\$ 4,938.60

FUND EQUITY				
Appropriated:				
753 Reserve for encumbrances - current year			\$	119,394.15
754 Reserve for encumbrances - prior year			\$	6,135.90
760 Other reserves			\$	0.00
771 Designated Fund Balance			\$	0.00
601 Appropriations		\$	535,300.00	
602 Less: expenditures	\$	141,120.27		
603 Less: encumbrances	\$	125,530.05	\$	(266,650.32)
Appropriations less expenditures			\$	268,649.68
			\$	394,179.73
Unappropriated:				
770 Fund Balance, July 1, 2020			\$	(17,532.10)
303 Less: budgeted fund balance			\$	0.00
Unappropriated fund balance				\$ (17,532.10)
Total fund equity				\$ <u>376,647.63</u>
TOTAL LIABILITIES AND FUND EQUITY				\$ <u>381,586.23</u>

**Revenues/Sources of Funds**

Acct Group	Group Title	Budgeted Est.	Transfers	Adj. Budget	Act to Date	Unrealized Under/(Over)
Info Only	Revenue Req'd to Balance	0.00	8,750.00	8,750.00	193,411.32	(184,661.32)
52xx	From Transfers	0.00	0.00	0.00	0.00	0.00
1xxx	From Local Sources	0.00	0.00	0.00	0.00	0.00
2xxx	From Intermediate Sources	0.00	0.00	0.00	0.00	0.00
3xxx	From State Sources	8,687.00	8,763.00	17,450.00	14,898.00	2,552.00
4xxx	From Federal Sources	150,754.00	358,346.00	509,100.00	58,341.00	450,759.00
5xxx	From Other Sources	0.00	0.00	0.00	0.00	0.00
<b>Grand Totals</b>		<b>159,441.00</b>	<b>375,859.00</b>	<b>535,300.00</b>	<b>266,650.32</b>	<b>268,649.68</b>

**Fund 20 (Special Revenue Fund)**

Account Group	Group Title	Original Bgt	New App/Tmsf	Revised Bgt	Expenditures	Encumbrances	Avail Balance	Refunds
Ungrouped Accounts		0.00	241,538.00	241,538.00	20,525.56	998.99	220,013.45	0.00
Title I		12,131.00	40,027.00	52,158.00	29,176.79	1,330.38	21,650.83	0.00
IDEA (Prog. 250)		94,286.00	27,758.00	122,044.00	122,044.00	0.00	0.00	0.00
IDEA (Prog. 252)		0.00	4,645.00	4,645.00	4,645.00	0.00	0.00	0.00
Other State Proj		32,323.00	0.00	32,323.00	2,240.00	30,083.00	0.00	0.00
Title II (Eisenhower)		5,639.00	(5,184.00)	455.00	0.00	381.52	73.48	0.00
Title II (Other Prog.)		0.00	13,623.00	13,623.00	0.00	1,749.00	11,874.00	0.00
Title IV (Drug Free)		6,375.00	3,625.00	10,000.00	7,500.00	323.00	2,177.00	0.00
Title IV (Other Prog.)		0.00	5,946.00	5,946.00	2,310.50	1,200.00	2,435.50	0.00
Other Spec Prog		742.00	1,880.00	2,622.00	0.00	2,592.36	29.64	0.00
Local Projects		0.00	0.00	0.00	(59,507.50)	79,805.50	(20,298.00)	0.00
Non-Public Textbooks		528.00	205.00	733.00	0.00	733.00	0.00	0.00
Non-Public Auxiliary Svcs		4,943.00	3,940.00	8,883.00	0.00	0.00	8,883.00	0.00
Non-Public Handicapped Svcs		1,158.00	3,352.00	4,510.00	0.00	0.00	4,510.00	0.00
Non-Public Nursing Svcs		960.00	264.00	1,224.00	0.00	0.00	1,224.00	0.00
Non-Public Technology		356.00	(356.00)	0.00	0.00	0.00	0.00	0.00
NJ CARES		0.00	34,596.00	34,596.00	12,185.92	6,333.30	16,076.78	0.00
<b>Grand Totals for fund 20:</b>		<b>159,441.00</b>	<b>375,859.00</b>	<b>535,300.00</b>	<b>141,120.27</b>	<b>125,530.05</b>	<b>268,649.68</b>	<b>0.00</b>

**Revenues Summary**

Acct Group	Group Title	Budgeted Est.	Transfers	Adj. Budget	Act to Date	Unrealized Under/(Over)
Info Only	Revenue Req'd to Balance	0.00	8,750.00	8,750.00	193,411.32	(184,661.32)
20-1920-000-000	Sustainable Jersey	0.00	0.00	0.00	0.00	0.00
20-1920-000-012	Other/Grants/Donations	0.00	0.00	0.00	0.00	0.00
20-1980-000-000	pr year void	0.00	0.00	0.00	0.00	0.00
20-3213-000-000	DISTANCE LEARN NET AID	0.00	0.00	0.00	0.00	0.00
20-3214-213-000	DISTANCE LEARNING CARRY	0.00	0.00	0.00	0.00	0.00
20-3230-510-000	NON-PUBLIC TECHNOLOGY	356.00	(356.00)	0.00	0.00	0.00
20-3231-501-000	CH194 - NonPublic Textbooks	528.00	205.00	733.00	0.00	733.00
20-3232-502-000	CHAPTER 192-COMP ED	4,943.00	3,940.00	8,883.00	7,870.00	1,013.00
20-3233-503-000	CHAPTER 192 - ESL	0.00	0.00	0.00	0.00	0.00
20-3235-505-000	CHAPTER 192 - TRANSPORT	0.00	0.00	0.00	0.00	0.00
20-3236-506-000	CHAPTER 193 - SUPP ED	0.00	809.00	809.00	663.00	146.00
20-3237-507-000	CHAPTER 193 - EXAM & CLAS	1,158.00	1,814.00	2,972.00	2,411.00	561.00
20-3238-508-000	CHAPTER 193 - SPEECH	0.00	729.00	729.00	630.00	99.00
20-3239-509-000	NURSING	960.00	264.00	1,224.00	1,224.00	0.00
20-3241-511-000	Security Aid	742.00	1,358.00	2,100.00	2,100.00	0.00
20-3290-000-000	NJ CHARACTER AID	0.00	0.00	0.00	0.00	0.00
20-3290-450-000	GOALS 2000 CARRYOVER	0.00	0.00	0.00	0.00	0.00
20-3290-451-000	CHARACTER AID-C/O	0.00	0.00	0.00	0.00	0.00
20-3291-450-000	UNTED WAY FUNDS	0.00	0.00	0.00	0.00	0.00
20-4411-230-000	TITLE I-BASIC SKILLS	12,131.00	27,681.00	39,812.00	0.00	39,812.00
20-4411-231-000	TITLE I C/O	0.00	12,346.00	12,346.00	0.00	12,346.00
20-4417-265-000	REAP	32,323.00	0.00	32,323.00	0.00	32,323.00
20-4417-265-001	REAP C/O	0.00	0.00	0.00	0.00	0.00
20-4420-250-000	IDEA BASIC	94,286.00	27,758.00	122,044.00	0.00	122,044.00
20-4420-250-010	ARRA-Basic	0.00	0.00	0.00	0.00	0.00
20-4420-250-015	IDEA BASIC C/O	0.00	0.00	0.00	0.00	0.00
20-4420-250-016	IDEA BASIC C/O NP	0.00	0.00	0.00	0.00	0.00
20-4420-250-020	IDEA B-Indiv w/ Disab Ed Act.	0.00	0.00	0.00	0.00	0.00
20-4420-251-000	IDEA BASIC C/O	0.00	0.00	0.00	0.00	0.00
20-4421-252-000	IDEA PRE-SCHOOL	0.00	4,645.00	4,645.00	0.00	4,645.00
20-4421-252-010	ARRA-Preschool	0.00	0.00	0.00	0.00	0.00
20-4421-252-014	IDEA PS Def Rev/CO	0.00	0.00	0.00	0.00	0.00
20-4421-252-015	Carry Over	0.00	0.00	0.00	0.00	0.00
20-4421-252-020	IDEA B-Indiv w/ Disab Ed Act.	0.00	0.00	0.00	0.00	0.00
20-4422-251-000	IDEA-PS-C/O	0.00	0.00	0.00	0.00	0.00
20-4441-260-000	IASA - TITLE VI - ENRICHMEN	0.00	0.00	0.00	0.00	0.00
20-4443-260-000	TITLE VI ENRICH CARRYOVE	0.00	0.00	0.00	0.00	0.00
20-4451-241-000	NCLB-Title III	0.00	0.00	0.00	0.00	0.00
20-4451-270-000	TITLE II-IKE MATH/SCIENC	5,639.00	5,457.50	11,096.50	0.00	11,096.50
20-4451-271-000	TITLE II C/O	0.00	2,981.50	2,981.50	0.00	2,981.50
20-4453-270-000	CHAPT II - MATH/SCIENCE CA	0.00	0.00	0.00	0.00	0.00
20-4471-280-000	TITLE IV-DRUG FREE SCA	6,375.00	3,625.00	10,000.00	0.00	10,000.00
20-4473-280-000	CHAPT IV DRUG FREE CARRY	0.00	5,946.00	5,946.00	0.00	5,946.00
20-4495-264-000	TITLE V INNOVATIVE PROGR	0.00	0.00	0.00	0.00	0.00
20-4495-264-001	TITLE V C/O	0.00	0.00	0.00	0.00	0.00
20-4530-477-000	CARES ACT	0.00	25,846.00	25,846.00	31,828.00	(5,982.00)
20-4531-478-000	Bridging Digital Divide Grant	0.00	5,543.00	5,543.00	6,065.00	(522.00)
20-4531-478-001	Bridging Digital Divide N/P	0.00	522.00	522.00	0.00	522.00
20-4532-479-000	CRF Grant	0.00	20,448.00	20,448.00	20,448.00	0.00
20-4534-483-000	CRRSA Act - ESSER II	0.00	145,547.00	145,547.00	0.00	145,547.00
20-4535-484-000	CRRSA - Learning Accel. Grant	0.00	25,000.00	25,000.00	0.00	25,000.00
20-4536-485-000	CRRSA - Mental Health Grant	0.00	45,000.00	45,000.00	0.00	45,000.00
<b>Grand Totals</b>		<b>159,441.00</b>	<b>375,859.00</b>	<b>535,300.00</b>	<b>266,650.32</b>	<b>268,649.68</b>

**Minimum Expense General Ledger Report**

Fund 20 (Special Revenue Fund)

Expend. Account #	Account Title	Original Bgt	New App/Trnsf	Revised Bgt	Expenditures	Encumbrances	Avail Balance	Refunds
		0.00	241,538.00	241,538.00	20,525.56	998.99	220,013.45	0.00
Ungrouped Accounts		0.00	241,538.00	241,538.00	20,525.56	998.99	220,013.45	0.00
20-100-600-000	Title I Supplies	0.00	0.00	0.00	7,251.83	0.00	(7,251.83)	0.00
20-230-100-100	SAL. BASIC SKILLS TEACHER	12,131.00	13,617.00	25,748.00	20,646.83	0.00	5,101.17	0.00
20-230-100-600	TITLE I-SUPPLIES C/O	0.00	20,400.00	20,400.00	(1,783.37)	1,330.38	20,852.99	0.00
20-230-200-300	TITLE I C/O	0.00	6,010.00	6,010.00	3,061.50	0.00	2,948.50	0.00
Title I		12,131.00	40,027.00	52,158.00	29,176.79	1,330.38	21,650.83	0.00
20-250-100-560	TUITIONS	94,286.00	27,758.00	122,044.00	122,044.00	0.00	0.00	0.00
IDEA (Prog. 250)		94,286.00	27,758.00	122,044.00	122,044.00	0.00	0.00	0.00
20-252-100-560	IDEA TUTION PS C/O	0.00	4,645.00	4,645.00	4,645.00	0.00	0.00	0.00
IDEA (Prog. 252)		0.00	4,645.00	4,645.00	4,645.00	0.00	0.00	0.00
20-265-200-100	REAP SALARY	32,323.00	0.00	32,323.00	2,240.00	30,083.00	0.00	0.00
Other State Proj		32,323.00	0.00	32,323.00	2,240.00	30,083.00	0.00	0.00
20-270-100-500	TITLE II-MATH/SCIENCE	5,639.00	(5,639.00)	0.00	0.00	0.00	0.00	0.00
20-270-100-600	Title II Instr. Supp NP	0.00	455.00	455.00	0.00	381.52	73.48	0.00
Title II (Eisenhower)		5,639.00	(5,184.00)	455.00	0.00	381.52	73.48	0.00
20-270-200-300	Prof & Tech Services	0.00	7,949.00	7,949.00	0.00	1,749.00	6,200.00	0.00
20-270-200-600	TITLE II-SUPPLIES	0.00	5,674.00	5,674.00	0.00	0.00	5,674.00	0.00
Title II (Other Prog.)		0.00	13,623.00	13,623.00	0.00	1,749.00	11,874.00	0.00
20-280-100-300	TITLE IV - PROF. TECH.	6,375.00	286.00	6,661.00	7,500.00	0.00	(839.00)	0.00
20-280-100-600	TITLE IV - DRUG FREE	0.00	3,339.00	3,339.00	0.00	323.00	3,016.00	0.00
Title IV (Drug Free)		6,375.00	3,625.00	10,000.00	7,500.00	323.00	2,177.00	0.00
20-281-100-610	TITLE IV - DRUG FREE	0.00	5,946.00	5,946.00	2,310.50	1,200.00	2,435.50	0.00
Title IV (Other Prog.)		0.00	5,946.00	5,946.00	2,310.50	1,200.00	2,435.50	0.00
20-478-100-610	Bridging the Digital Divide NP	0.00	522.00	522.00	0.00	522.00	0.00	0.00
20-511-100-610	Security Aid	742.00	1,358.00	2,100.00	0.00	2,070.36	29.64	0.00
Other Spec Prog		742.00	1,880.00	2,622.00	0.00	2,592.36	29.64	0.00
20-290-100-101	Coor. School Health Grant	0.00	0.00	0.00	(59,507.50)	79,805.50	(20,298.00)	0.00
Local Projects		0.00	0.00	0.00	(59,507.50)	79,805.50	(20,298.00)	0.00
20-501-100-640	TEXTBOOKS	528.00	205.00	733.00	0.00	733.00	0.00	0.00
Non-Public Textbooks		528.00	205.00	733.00	0.00	733.00	0.00	0.00
20-502-200-320	COMPENSATORY EDUCATION	4,943.00	3,940.00	8,883.00	0.00	0.00	8,883.00	0.00
Non-Public Auxiliary Svcs		4,943.00	3,940.00	8,883.00	0.00	0.00	8,883.00	0.00
20-506-200-320	SUPPLEMENTAL SERVICES	1,158.00	(349.00)	809.00	0.00	0.00	809.00	0.00
20-507-200-330	EXAMINATION & CLASSIFICATION	0.00	2,972.00	2,972.00	0.00	0.00	2,972.00	0.00
20-508-200-320	SPEECH	0.00	729.00	729.00	0.00	0.00	729.00	0.00
Non-Public Handicapped Svcs		1,158.00	3,352.00	4,510.00	0.00	0.00	4,510.00	0.00
20-509-200-320	NON-PUBLIC NURSING	960.00	264.00	1,224.00	0.00	0.00	1,224.00	0.00
Non-Public Nursing Svcs		960.00	264.00	1,224.00	0.00	0.00	1,224.00	0.00
20-510-100-610	NON-PUBLIC TECH	356.00	(356.00)	0.00	0.00	0.00	0.00	0.00
Non-Public Technology		356.00	(356.00)	0.00	0.00	0.00	0.00	0.00
20-477-100-600	CARES SUPPLIES PUBLIC	0.00	24,596.00	24,596.00	11,923.37	6,146.80	6,525.83	0.00
20-477-200-600	CARES SUPPLIES NON INSTR SUPP	0.00	10,000.00	10,000.00	262.55	186.50	9,550.95	0.00
NJ CARES		0.00	34,596.00	34,596.00	12,185.92	6,333.30	16,076.78	0.00
Grand Totals for fund 20:		159,441.00	375,859.00	535,300.00	141,120.27	125,530.05	268,649.68	0.00

Pursuant to N.J.A.C. 6A:23A-16.10(c)3, I certify that as of the date of this report no budgetary line item account has encumbrances and expenditures which in total exceed the line item appropriation in violation of 6A:23A-16.10(a).

Vincent Occhino Bus Adm/Bd Secy

Date

7/19/21

Interim Balance Sheet

ASSETS AND RESOURCES

ASSETS			
101 Cash in checking account		\$ (33,955.35)	
102-106 Other cash equivalents		\$ 0.00	
Total cash			\$ (33,955.35)
111 Investments			\$ 0.00
114 Investment interest receivable			\$ 0.00
121 Tax levy receivable			\$ 0.00
Accounts receivable			
132 Interfund	\$ 0.00		
141 Intergovernmental - state	\$ 0.00		
142 Intergovernmental - federal	\$ 0.00		
143 Intergovernmental - other	\$ 0.00		
153 Other Accounts Receivable	\$ 0.00		
			\$ 0.00
Loans receivable			
131 Interfund	\$ 0.00		
151 Other Loans Receivable	\$ 0.00		
			\$ 0.00
199 Other current assets			\$ 0.00
RESOURCES			
301 Estimated revenues (from adjusted budget)		\$ 47,065.00	
302 Less: revenues collected or accrued		\$ (6,718.00)	
			\$ 40,347.00
TOTAL ASSETS AND RESOURCES			\$ 6,391.65

LIABILITIES AND FUND EQUITY

LIABILITIES			
401 Interfund loans payable			\$ 0.00
402 Interfund accounts payable			\$ 0.00
411 Intergovernmental accounts payable - state			\$ 0.00
412 Intergovernmental accounts payable - federal			\$ 0.00
413 Intergovernmental accounts payable - other			\$ 0.00
421 Accounts payable			\$ 0.00
422 Judgments payable			\$ 0.00
430 Compensated absences payable			\$ 0.00
431 Contracts payable			\$ 0.00
451 Loans payable			\$ 0.00
481 Deferred revenues			\$ 0.00
499 Other current liabilities			\$ 0.00
Total liabilities			\$ 0.00

FUND EQUITY

Appropriated:

753 Reserve for encumbrances - current year			\$	0.00	
754 Reserve for encumbrances - prior year			\$	0.00	
760 Other reserves			\$	0.00	
771 Designated Fund Balance			\$	0.00	
601 Appropriations		\$	175,468.00		
602 Less: expenditures	\$	169,077.46			
603 Less: encumbrances	\$	0.00	\$	(169,077.46)	\$
Appropriations less expenditures				<u>6,390.54</u>	\$
					6,390.54

Unappropriated:

770 Fund Balance, July 1, 2020			\$	128,404.11	
303 Less: budgeted fund balance			\$	(128,403.00)	
Unappropriated fund balance					\$
Total fund equity					<u>1.11</u>
					<u>\$</u>
					6,391.65

TOTAL LIABILITIES AND FUND EQUITY

\$ 6,391.65

RECAPITULATION OF FUND BALANCE - CURRENT YEAR ACTIVITY

	Budgeted	Actual	Variance
Appropriations	\$ 175,468.00	\$ 169,077.46	\$ 6,390.54
Less: Revenues	\$ (47,065.00)	\$ (6,718.00)	\$ (40,347.00)
Subtotal	<u>\$ 128,403.00</u>	<u>\$ 162,359.46</u>	<u>\$ (33,956.46)</u>
Less: adjustment to appropriations for Prior Year Encumbrances	\$ 0.00	\$ 0.00	\$ 0.00
Total current year budgeted fund balance	\$ 128,403.00	\$ 162,359.46	\$ (33,956.46)
Add: Unappropriated fund balance			\$ 1.11
Total of budgeted and unappropriated fund balance			<u>\$ (33,955.35)</u>



**Revenues/Sources of Funds**

Acct Group	Group Title	Budgeted Est.	Transfers	Adj. Budget	Act to Date	Unrealized Under/(Over)
Recap	From Recap of Fund Balance	128,403.00	0.00	128,403.00	162,359.46	(33,956.46)
52xx	From Transfers	0.00	0.00	0.00	0.00	0.00
1xxx	From Local Sources	0.00	0.00	0.00	0.00	0.00
2xxx	From Intermediate Sources	0.00	0.00	0.00	0.00	0.00
3xxx	From State Sources	47,065.00	0.00	47,065.00	6,718.00	40,347.00
4xxx	From Federal Sources	0.00	0.00	0.00	0.00	0.00
5xxx	From Other Sources	0.00	0.00	0.00	0.00	0.00
<b>Grand Totals</b>		<b>175,468.00</b>	<b>0.00</b>	<b>175,468.00</b>	<b>169,077.46</b>	<b>6,390.54</b>

**Fund 40 (Debt Service Fund)**

Account Group	Group Title	Original Bgt	New App/Tmsf	Revised Bgt	Expenditures	Encumbrances	Avail Balance	Refunds
Debt service-regular		175,468.00	0.00	175,468.00	169,077.46	0.00	6,390.54	0.00
<b>Grand Totals for fund 40:</b>		<b>175,468.00</b>	<b>0.00</b>	<b>175,468.00</b>	<b>169,077.46</b>	<b>0.00</b>	<b>6,390.54</b>	<b>0.00</b>

**Revenues Summary**


Acct Group	Group Title	Budgeted Est.	Transfers	Adj. Budget	Act to Date	Unrealized Under/(Over)
Recap	From Recap of Fund Balance	128,403.00	0.00	128,403.00	162,359.46	(33,956.46)
40-0520-000-000	TRANSFER FROM	0.00	0.00	0.00	0.00	0.00
40-5200-000-000	TRANSFER FROM FUND 30	0.00	0.00	0.00	0.00	0.00
40-1210-000-000	DS TAX LEVY	0.00	0.00	0.00	0.00	0.00
40-1900-000-000	ACCRUED INTERES	0.00	0.00	0.00	0.00	0.00
40-1990-000-000	MISC REVENUE	0.00	0.00	0.00	0.00	0.00
40-3160-000-000	DS STATE AID	47,065.00	0.00	47,065.00	6,718.00	40,347.00
<b>Grand Totals</b>		<b>175,468.00</b>	<b>0.00</b>	<b>175,468.00</b>	<b>169,077.46</b>	<b>6,390.54</b>

**Minimum Expense General Ledger Report**

**Fund 40 (Debt Service Fund)**

Expend. Account #	Account Title	Original Bgt	New App/Tmsf	Revised Bgt	Expenditures	Encumbrances	Avail Balance	Refunds
40-701-510-830	DS INTEREST	54,668.00	0.00	54,668.00	48,843.94	0.00	5,824.06	0.00
40-701-510-910	DS PRINCIPAL	120,800.00	0.00	120,800.00	120,233.52	0.00	566.48	0.00
Debt service-regular		175,468.00	0.00	175,468.00	169,077.46	0.00	6,390.54	0.00
<b>Grand Totals for fund 40:</b>		<b>175,468.00</b>	<b>0.00</b>	<b>175,468.00</b>	<b>169,077.46</b>	<b>0.00</b>	<b>6,390.54</b>	<b>0.00</b>

Pursuant to N.J.A.C. 6A:23A-16.10(c)3, I certify that as of the date of this report no budgetary line item account has encumbrances and expenditures which in total exceed the line item appropriation in violation of 6A:23A-16.10(a).

  
 Vincent Occhino, Bus Adm/Bd Secy

  
 Date

**Interim Balance Sheet**

**ASSETS AND RESOURCES**

ASSETS

101 Cash in checking account	\$	(29,880.25)	
102-106 Other cash equivalents	\$	20,149.68	
Total cash			\$ (9,730.57)
111 Investments			\$ 0.00
114 Investment interest receivable			\$ 0.00
121 Tax levy receivable			\$ 0.00
Accounts receivable			
132 Interfund	\$	0.00	
141 Intergovernmental - state	\$	0.00	
142 Intergovernmental - federal	\$	0.00	
143 Intergovernmental - other	\$	0.00	
153 Other Accounts Receivable	\$	0.00	
			\$ 0.00
Loans receivable			
131 Interfund	\$	0.00	
151 Other Loans Receivable	\$	0.00	
			\$ 0.00
199 Other current assets			\$ 0.00
241 Machinery and Equipment			\$ 12,176.00

RESOURCES

301 Estimated revenues (from adjusted budget)	\$	0.00	
302 Less: revenues collected or accrued	\$	0.00	
			\$ 0.00
<b>TOTAL ASSETS AND RESOURCES</b>			<b>\$ 2,445.43</b>

**LIABILITIES AND FUND EQUITY**

LIABILITIES

401 Interfund loans payable	\$	0.00	
402 Interfund accounts payable	\$	81,974.47	
411 Intergovernmental accounts payable - state	\$	0.00	
412 Intergovernmental accounts payable - federal	\$	0.00	
413 Intergovernmental accounts payable - other	\$	0.00	
421 Accounts payable	\$	0.00	
422 Judgments payable	\$	0.00	
430 Compensated absences payable	\$	0.00	
431 Contracts payable	\$	0.00	
451 Loans payable	\$	0.00	
481 Deferred revenues	\$	0.00	
499 Other current liabilities	\$	0.00	
Total liabilities	\$	81,974.47	

FUND EQUITY

Appropriated:

753 Reserve for encumbrances - current year			\$	1,697.66	
754 Reserve for encumbrances - prior year			\$	0.00	
760 Other reserves			\$	0.00	
771 Designated Fund Balance			\$	0.00	
601 Appropriations		\$	0.00		
602 Less: expenditures	\$	28,662.10			
603 Less: encumbrances	\$	1,697.66	\$	(30,359.76)	\$
Appropriations less expenditures					(28,662.10)

Unappropriated:

770 Fund Balance, July 1, 2020			\$	(50,866.94)	
303 Less: budgeted fund balance			\$	0.00	
Unappropriated fund balance					\$
Total fund equity					(79,529.04)

TOTAL LIABILITIES AND FUND EQUITY

\$ 2,445.43

RECAPITULATION OF FUND BALANCE - CURRENT YEAR ACTIVITY

	Budgeted	Actual	Variance
Appropriations	\$ 0.00	\$ 30,359.76	\$ (30,359.76)
Less: Revenues	\$ 0.00	\$ 0.00	\$ 0.00
Subtotal	<u>\$ 0.00</u>	<u>\$ 30,359.76</u>	<u>\$ (30,359.76)</u>
Less: adjustment to appropriations for Prior Year Encumbrances	<u>\$ 0.00</u>	<u>\$ 0.00</u>	<u>\$ 0.00</u>
Total current year budgeted fund balance	\$ 0.00	\$ 30,359.76	\$ (30,359.76)
Add: Unappropriated fund balance			<u>\$ (50,866.94)</u>
Total of budgeted and unappropriated fund balance			<u>\$ (81,226.70)</u>

**Revenues/Sources of Funds**

Acct Group	Group Title	Budgeted Est.	Transfers	Adj. Budget	Act to Date	Unrealized Under/(Over)
Recap	From Recap of Fund Balance	0.00	0.00	0.00	30,359.76	(30,359.76)
52xx	From Transfers	0.00	0.00	0.00	0.00	0.00
1xxx	From Local Sources	0.00	0.00	0.00	0.00	0.00
2xxx	From Intermediate Sources	0.00	0.00	0.00	0.00	0.00
3xxx	From State Sources	0.00	0.00	0.00	0.00	0.00
4xxx	From Federal Sources	0.00	0.00	0.00	0.00	0.00
5xxx	From Other Sources	0.00	0.00	0.00	0.00	0.00
<b>Grand Totals</b>		<b>0.00</b>	<b>0.00</b>	<b>0.00</b>	<b>30,359.76</b>	<b>(30,359.76)</b>

**Fund 50 (Childcare)**

Account Group	Group Title	Original Bgt	New App/Tnsf	Revised Bgt	Expenditures	Encumbrances	Avail Balance	Refunds
Childcare		0.00	0.00	0.00	28,662.10	1,697.66	(30,359.76)	0.00
<b>Grand Totals for fund 50:</b>		<b>0.00</b>	<b>0.00</b>	<b>0.00</b>	<b>28,662.10</b>	<b>1,697.66</b>	<b>(30,359.76)</b>	<b>0.00</b>

**Revenues Summary**


Acct Group	Group Title	Budgeted Est.	Transfers	Adj. Budget	Act to Date	Unrealized Under/(Over)
Recap	From Recap of Fund Balance	0.00	0.00	0.00	30,359.76	(30,359.76)
50-1300-000-000	Child care tuition	0.00	0.00	0.00	0.00	0.00
50-1510-000-000	Interest	0.00	0.00	0.00	0.00	0.00
<b>Grand Totals</b>		<b>0.00</b>	<b>0.00</b>	<b>0.00</b>	<b>30,359.76</b>	<b>(30,359.76)</b>

**Minimum Expense General Ledger Report**

**Fund 50 (Childcare)**

Expend. Account #	Account Title	Original Bgt	New App/Tnsf	Revised Bgt	Expenditures	Encumbrances	Avail Balance	Refunds
50-000-100-100	Salaries	0.00	0.00	0.00	26,517.73	1,401.23	(27,918.96)	0.00
50-000-100-600	Supplies	0.00	0.00	0.00	81.67	296.43	(378.10)	0.00
50-000-291-220	Social Security	0.00	0.00	0.00	2,062.70	0.00	(2,062.70)	0.00
Childcare		0.00	0.00	0.00	28,662.10	1,697.66	(30,359.76)	0.00
<b>Grand Totals for fund 50:</b>		<b>0.00</b>	<b>0.00</b>	<b>0.00</b>	<b>28,662.10</b>	<b>1,697.66</b>	<b>(30,359.76)</b>	<b>0.00</b>

Pursuant to N.J.A.C. 6A:23A-16.10(c)3, I certify that as of the date of this report no budgetary line item account has encumbrances and expenditures which in total exceed the line item appropriation in violation of 6A:23A-16.10(a).



Vincent Occhino, Bus Adm/Bd Secy



Date

**Interim Balance Sheet**

**ASSETS AND RESOURCES**

ASSETS

101 Cash in checking account	\$ (27,995.73)	
102-106 Other cash equivalents	\$ 29,099.33	
Total cash		\$ 1,103.60
111 Investments		\$ 0.00
114 Investment interest receivable		\$ 0.00
121 Tax levy receivable		\$ 0.00
Accounts receivable		
132 Interfund	\$ 1,720.40	
141 Intergovernmental - state	\$ 53.45	
142 Intergovernmental - federal	\$ 855.61	
143 Intergovernmental - other	\$ 0.00	
153 Other Accounts Receivable	\$ 41.35	
		\$ 2,670.81
Loans receivable		
131 Interfund	\$ 0.00	
151 Other Loans Receivable	\$ 0.00	
		\$ 0.00
161 Bond Proceeds Receivable		\$ 6,412.13
199 Other current assets		\$ 0.00
241 Machinery and Equipment		\$ 20,175.00

RESOURCES

301 Estimated revenues (from adjusted budget)	\$ 0.00	
302 Less: revenues collected or accrued	\$ 0.00	
		\$ 0.00
<b>TOTAL ASSETS AND RESOURCES</b>		<b>\$ 30,361.54</b>

**LIABILITIES AND FUND EQUITY**

LIABILITIES

401 Interfund loans payable		\$ 0.00
402 Interfund accounts payable		\$ 58,925.18
411 Intergovernmental accounts payable - state		\$ 0.00
412 Intergovernmental accounts payable - federal		\$ 0.00
413 Intergovernmental accounts payable - other		\$ 0.00
421 Accounts payable		\$ 0.00
451 Loans payable		\$ 0.00
481 Deferred revenues		\$ 5,553.59
499 Other current liabilities		\$ 0.00
Total liabilities		<u>\$ 64,478.77</u>

FUND EQUITY

Appropriated:

753 Reserve for encumbrances - current year			\$	0.00	
754 Reserve for encumbrances - prior year			\$	0.00	
760 Other reserves			\$	0.00	
771 Designated Fund Balance			\$	0.00	
601 Appropriations		\$	0.00		
602 Less: expenditures	\$	26,254.29			
603 Less: encumbrances	\$	0.00	\$	(26,254.29)	\$
Appropriations less expenditures					(26,254.29)

Unappropriated:

770 Fund Balance, July 1, 2020			\$	(7,862.94)	
303 Less: budgeted fund balance			\$	0.00	
Unappropriated fund balance					\$
Total fund equity					(34,117.23)

TOTAL LIABILITIES AND FUND EQUITY

\$ 30,361.54

RECAPITULATION OF FUND BALANCE - CURRENT YEAR ACTIVITY

	Budgeted	Actual	Variance
Appropriations	\$ 0.00	\$ 26,254.29	\$ (26,254.29)
Less: Revenues	\$ 0.00	\$ 0.00	\$ 0.00
Subtotal	\$ 0.00	\$ 26,254.29	\$ (26,254.29)
Less: adjustment to appropriations for Prior Year Encumbrances	\$ 0.00	\$ 0.00	\$ 0.00
Total current year budgeted fund balance	\$ 0.00	\$ 26,254.29	\$ (26,254.29)
Add: Unappropriated fund balance			\$ (7,862.94)
Total of budgeted and unappropriated fund balance			\$ (34,117.23)



**Revenues/Sources of Funds**

Acct Group	Group Title	Budgeted Est.	Transfers	Adj. Budget	Act to Date	Unrealized Under/(Over)
Recap	From Recap of Fund Balance	0.00	0.00	0.00	26,254.29	(26,254.29)
52xx	From Transfers	0.00	0.00	0.00	0.00	0.00
1xxx	From Local Sources	0.00	0.00	0.00	0.00	0.00
2xxx	From Intermediate Sources	0.00	0.00	0.00	0.00	0.00
3xxx	From State Sources	0.00	0.00	0.00	0.00	0.00
4xxx	From Federal Sources	0.00	0.00	0.00	0.00	0.00
5xxx	From Other Sources	0.00	0.00	0.00	0.00	0.00
<b>Grand Totals</b>		<b>0.00</b>	<b>0.00</b>	<b>0.00</b>	<b>26,254.29</b>	<b>(26,254.29)</b>

**Fund 61 (Food Service)**

Account Group	Group Title	Original Bgt	New App/Trnsf	Revised Bgt	Expenditures	Encumbrances	Avail Balance	Refunds
Food services		0.00	0.00	0.00	26,254.29	0.00	(26,254.29)	0.00
<b>Grand Totals for fund 61:</b>		<b>0.00</b>	<b>0.00</b>	<b>0.00</b>	<b>26,254.29</b>	<b>0.00</b>	<b>(26,254.29)</b>	<b>0.00</b>

**Revenues Summary**


Acct Group	Group Title	Budgeted Est.	Transfers	Adj. Budget	Act to Date	Unrealized Under/(Over)
Recap	From Recap of Fund Balance	0.00	0.00	0.00	26,254.29	(26,254.29)
61-1300-000-000	Sales	0.00	0.00	0.00	0.00	0.00
61-1510-000-000	Interest	0.00	0.00	0.00	0.00	0.00
<b>Grand Totals</b>		<b>0.00</b>	<b>0.00</b>	<b>0.00</b>	<b>26,254.29</b>	<b>(26,254.29)</b>

**Minimum Expense General Ledger Report**

**Fund 61 (Food Service)**

Expend. Account #	Account Title	Original Bgt	New App/Trnsf	Revised Bgt	Expenditures	Encumbrances	Avail Balance	Refunds
61-000-100-420	Purchased Services	0.00	0.00	0.00	25,776.39	0.00	(25,776.39)	0.00
61-000-100-610	Supplies	0.00	0.00	0.00	477.90	0.00	(477.90)	0.00
Food services		0.00	0.00	0.00	26,254.29	0.00	(26,254.29)	0.00
<b>Grand Totals for fund 61:</b>		<b>0.00</b>	<b>0.00</b>	<b>0.00</b>	<b>26,254.29</b>	<b>0.00</b>	<b>(26,254.29)</b>	<b>0.00</b>

Pursuant to N.J.A.C. 6A:23A-16.10(c)3, I certify that as of the date of this report no budgetary line item account has encumbrances and expenditures which in total exceed the line item appropriation in violation of 6A:23A-16.10(a).

  
 \_\_\_\_\_  
 Vincent Occhino, Bus Adm/Bd Secy

7/19/21  
 \_\_\_\_\_  
 Date